



Virginia COVID-19 Report Amongst 353 Hispanic/Latino Adult Participants

Rates of COVID-19, hospitalization and deaths from COVID-19 are 2x higher for Hispanics than for Whites in Virginia.

- A majority (84.1%) viewed COVID-19 as a serious issue
- Most (74.5%) personally knew someone who had COVID-19
- Approximately 2 out of 3 (68.6%) had received a COVID-19 vaccine
- The most common reasons for getting vaccinated were to protect oneself (83.1%) and to protect loved ones (82.2%)
- The most common reasons for not getting vaccinated were fear of side effects (59.5%), distrust of the COVID-19 vaccine (41.4%), and distrust of the government (36.0%)
- Medical professionals, both local (e.g., doctors, nurses) and federal (e.g., surgeon general), were the most trusted sources for COVID-19 information.

FOR MORE INFORMATION, VISIT [CDC.GOV](https://www.cdc.gov)



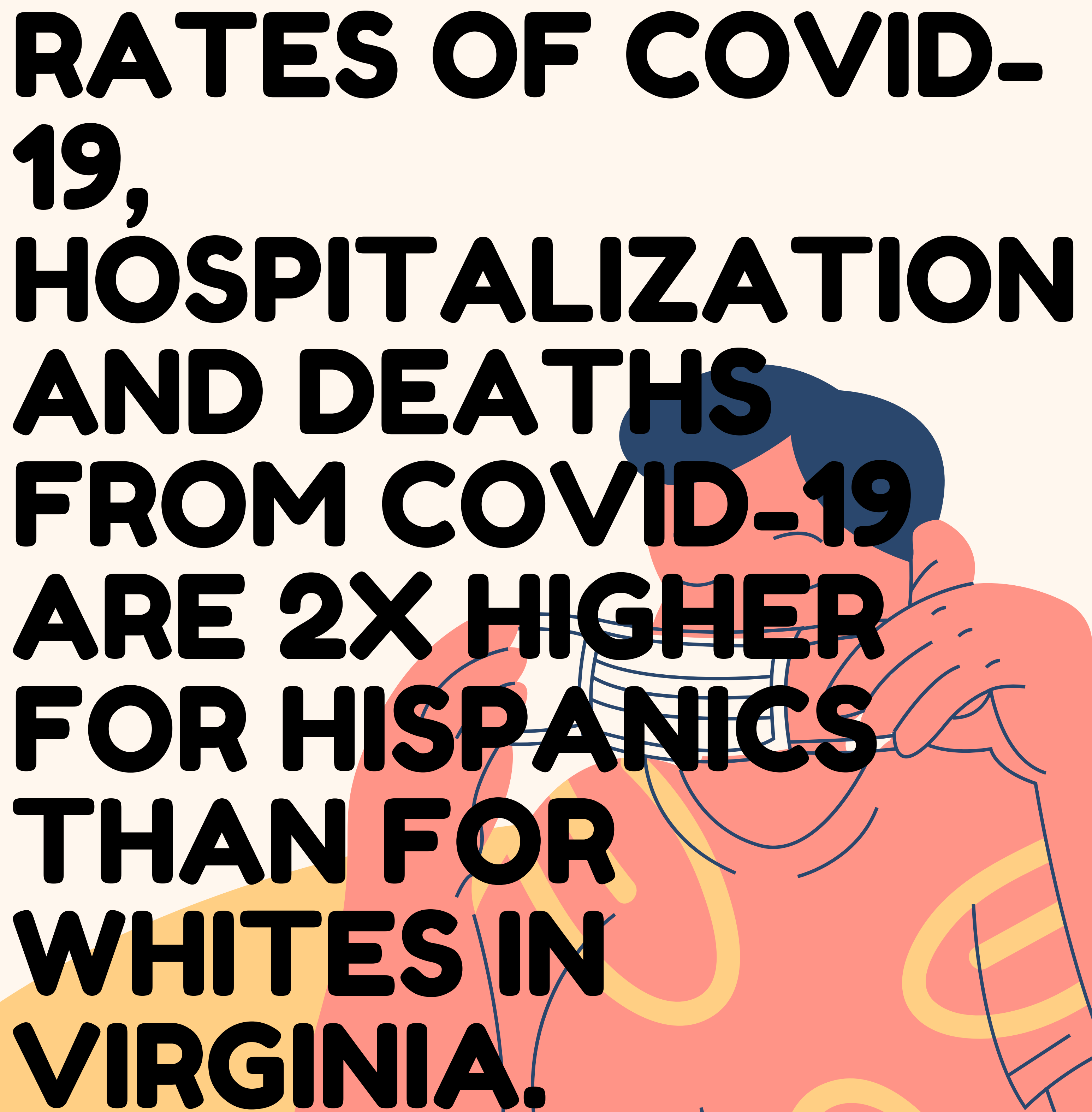


Virginia COVID-19 Report Amongst 353 Hispanic/Latino Adult Participants

Rates of COVID-19, hospitalization and deaths from COVID-19 are 2x higher for Hispanics than for Whites in Virginia.

FOR MORE INFORMATION, VISIT [CDC.GOV](https://www.cdc.gov)



An illustration of a person with dark hair, wearing a blue and white striped face mask and a red shirt with yellow circular patterns. The person is looking slightly to the right. The background is a mix of light yellow and light blue.

**RATES OF COVID-19,
HOSPITALIZATION
AND DEATHS
FROM COVID-19
ARE 2X HIGHER
FOR HISPANICS
THAN FOR
WHITES IN
VIRGINIA.**

Rates of COVID-19, hospitalization and deaths from COVID-19 are 2x higher for Hispanics than for Whites in Virginia.

IRGINIA COVID-19 REPORT
AMONGST 353
HISPANIC/LATINO ADULT
PARTICIPANTS



A MAJORITY OF HISPANIC/LATINO ADULTS LIVING IN VAA (84.1%) VIEWED COVID-19 AS A SERIOUS ISSUE



HOSPITALIZATION AND DEATHS FROM COVID-19 ARE 2X HIGHER FOR HISPANICS THAN FOR WHITES IN VIRGINIA

- Approximately 2 out of 3 (68.6%) had received a COVID-19 vaccine
- The most common reasons for getting vaccinated were to protect oneself (83.1%) and to protect loved ones (82.2%)



WHY DO HISPANIC/LATINO ADULTS IN VA GET VACCINATED?



1

A majority (84.1%) viewed COVID-19 as a serious issue

2

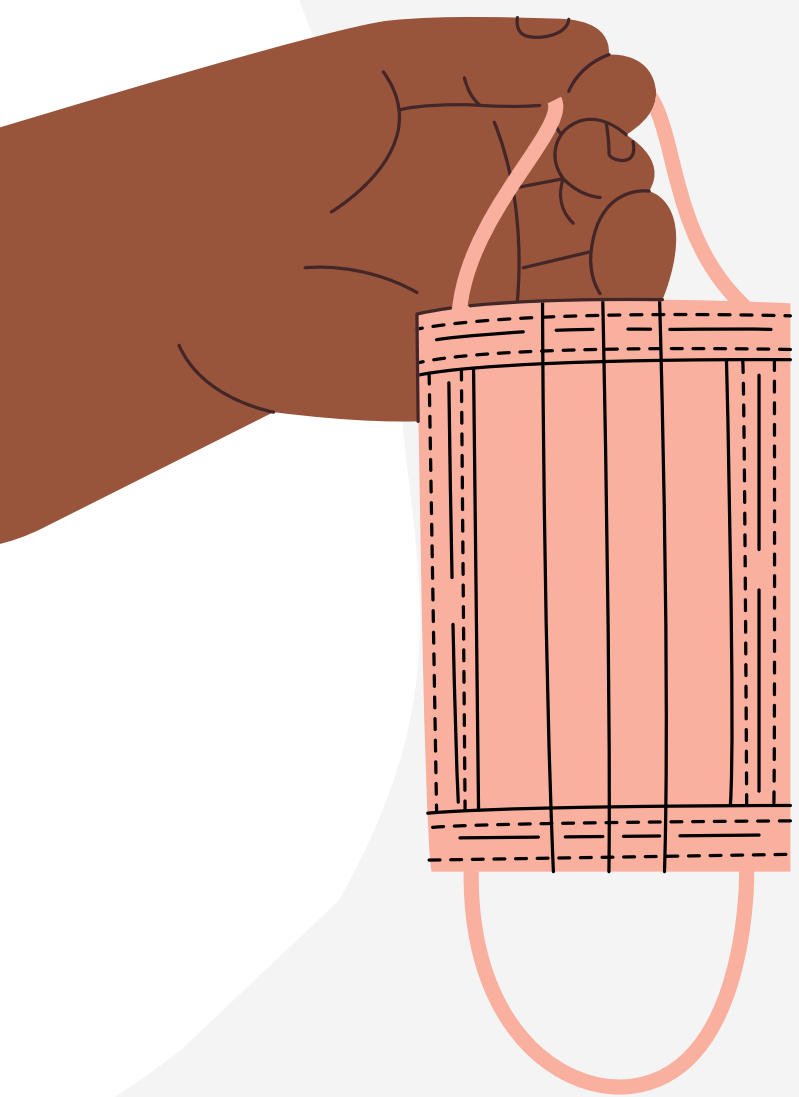
Most (74.5%) personally knew someone who had COVID-19

3

The most common reasons for getting vaccinated were to protect oneself (83.1%) and to protect loved ones (82.2%)

4

The most common reasons for not getting vaccinated were fear of side effects (59.5%), distrust of the COVID-19 vaccine (41.4%), and distrust of the government (36.0%)



COVID-19

Vaccination



**APPROXIMATELY 2 OUT OF 3
(68.6%) HAVE RECEIVED A
COVID-19 VACCINE**

**THE MOST COMMON REASONS
FOR GETTING VACCINATED
WERE TO PROTECT ONESELF
(83.1%) AND TO PROTECT LOVED
ONES (82.2%)**

**THE MOST COMMON REASONS
FOR NOT GETTING VACCINATED
WERE FEAR OF SIDE EFFECTS
(59.5%), DISTRUST OF THE
COVID-19 VACCINE (41.4%),
AND DISTRUST OF THE
GOVERNMENT (36.0%)**

**Virginia COVID-19 Report Amongst 353
Hispanic/Latino Adult Participants**


Virginia COVID-19 Report Amongst 353 Hispanic/Latino Adult Participants



The most common reasons for getting vaccinated were to protect oneself (83.1%) and to protect loved ones (82.2%)

The most common reasons for not getting vaccinated were fear of side effects (59.5%), distrust of the COVID-19 vaccine (41.4%), and distrust of the government (36.0%)

Virginia COVID-19 Report Amongst 353
Hispanic/Latino Adult Participants



Rates of COVID-19, hospitalization and deaths from COVID-19 are 2x higher for Hispanics than for Whites in Virginia.

Approximately 2 out of 3 (68.6%) had received a COVID-19 vaccine

The most common reasons for getting vaccinated were to protect oneself (83.1%) and to protect loved ones (82.2%)

VIRGINIA COVID-19
REPORT AMONGST 353
HISPANIC/LATINO ADULT
PARTICIPANTS





Vaccination Report

Approximately 2 out of 3 (68.6%) had received a COVID-19 vaccine

The most common reasons for getting vaccinated were to protect oneself (83.1%) and to protect loved ones (82.2%)

**Virgina COVID-19 Report Amongst 353
Hispanic/Latino Adult Participants**

